




**MASCHINENLISTE**

|                     |             |       |   |   |   |                       |
|---------------------|-------------|-------|---|---|---|-----------------------|
| Bearbeitungszentren | Bezeichnung | Menge |  |  |  | Steuerung - Bemerkung |
|---------------------|-------------|-------|---|---|---|-----------------------|

**CNC - FRÄSEN**

|                  |                    |   |   |   |                    |                                      |
|------------------|--------------------|---|---|---|--------------------|--------------------------------------|
| ANAYAK           | VH-Plus 400 HS     | 1 | - | - | 4000 x 1700 x 1500 | Heidenhain iTNC 530                  |
| BIMATEC SORALUCE | TA-A 35 S/N 2900   | 1 | - | - | 3500 x 1200 x 1250 | Heidenhain iTNC 530                  |
| DMG              | DMU 50V evo linear | 1 | - | - | 500 x 380 x 380    | Heidenhain 3D iTNC 530               |
| DMG              | DMU 70             | 1 | - | - | 700 x 550 x 500    | Heidenhain 3D Bahnsteuerung iTNC 530 |
| HEDELIUS C50     | C50 / 1800         | 2 | - | - | 1800 x 510 x 480   | Heidenhain iTNC530                   |
| HEDELIUS BC 60   | BC60/40/426/2500   | 1 | - | - | 2500 x 630 x 700   | Heidenhain TNC 426 PB-Digital        |
| HEDELIUS C 80    | C 80 / 3200        | 1 | - | - | 3200 x 800 x 600   | Heidenhain iTNC530                   |
| HEDELIUS C 60    | C60/40/530/2500/8  | 1 | - | - | 2500 x 620 x 520   | Heidenhain iTNC530/Hedelius HH530i   |
| HEDELIUS T 7     | T7 / 2600          | 1 | - | - | 2600 x 750 x 695   | Heidenhain iTNC530                   |
| HERMLE           | C650               | 1 | - | - | 1050 x 900 x 600   | Heidenhain TNC 410                   |
| HERMLE           | C 20 U             | 1 | - | - | 600 x 450 x 450    | Heidenhain iTNC530                   |
| HERMLE           | C 22 U+ECO Tower   | 2 | - | - | 450 x 600 x 330    | Heidenhain iTNC530                   |
| HERMLE           | C 400              | 2 | - | - | 850 x 700 x 500    | Heidenhain iTNC640                   |
| HERMLE           | C 30 U             | 1 | - | - | 650 x 500 x 500    | Heidenhain iTNC530                   |
| HERMLE           | C 40 U             | 1 | - | - | 850 x 700 x 500    | Heidenhain iTNC530                   |
| HERMLE           | C 400 mit HS Flex  | 1 | - | - | 850 x 700 x 500    | Heidenhain iTNC640                   |

**CNC - DREHEN**

|       |                   |   |     |      |   |                                   |
|-------|-------------------|---|-----|------|---|-----------------------------------|
| MAZAK | QT NEXUS 450 II   | 1 | 580 | 2120 | - | MAZATROL MATRIX NEXUS             |
| MAZAK | QT 40 N           | 1 | 400 | 1500 | - | MAZATROL T PLUS                   |
| MAZAK | QT 28 N           | 1 | 320 | 1020 | - | MAZATROL T 32-2                   |
| MAZAK | QT 15 N           | 1 | 210 | 510  | - | MAZATROL T 32-2                   |
| MAZAK | QT 18 N SP        | 1 | 300 | 510  | - | MAZATROL T 32-2                   |
| MAZAK | QT NEXUS 200      | 1 | 350 | 500  | - | MAZATROL PC Fusion CNC 640T Nexus |
| MAZAK | QT NEXUS 200 II M | 2 | 380 | 500  | - | MAZATROL PC Fusion CNC 640T Nexus |
| MAZAK | QT NEXUS 200 M    | 1 | 350 | 500  | - | MAZATROL PC Fusion CNC 640T Nexus |
| MAZAK | QT NEXUS 250 II M | 1 | 380 | 500  | - | MAZATROL MATRIX NEXUS             |
| MAZAK | QT SMART 200x500  | 2 | 350 | 500  | - | MAZATROL SMART Control            |
| MAZAK | NEXUS QTNX 250    | 1 | 250 | 250  | - | MAZATROL PC Fusion CNC 640T Nexus |
| MAZAK | Smooth 25 M       | 1 | 250 | 900  | - | MAZATROL Smooth HG                |

**CNC - MESSEN**

|          |                   |   |   |   |                    |   |
|----------|-------------------|---|---|---|--------------------|---|
| MITUTOYO | BHN 710           | 1 | - | - | 700 x 1000 x 600   | MITUTOYO 3-D Geopack - 3CNC- V 5.20       |
| MITUTOYO | Crysta- Apex C    | 1 | - | - | 1205 x 2005 x 1005 | 3-D-Koordinatenmessgerät                  |
| MAHR     | Digimar CX2       | 1 | - | - | -                  | Messbereich 600 mm                        |
| FARO     | Faro Platinum Arm | 1 | - | - | -                  | mobiler Messarm Messvolumen 2,4m/6 Achsen |

**KONV. FRÄSEN**



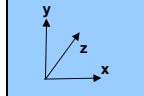
|                |         |   |   |   |                 |  |
|----------------|---------|---|---|---|-----------------|--|
| MIKRON DIGITAL | WF 3 SA | 1 | - | - | 500 x 450 x 450 |  |
| KUNZMANN       |         | 1 | - | - | -               |  |

**KONV. BOHREN**

|           |              |   |   |   |   |                         |
|-----------|--------------|---|---|---|---|-------------------------|
| AUDAX     | 35 TR        | 1 | - | - | - | max. Bohrleistung 25 mm |
| GILLARDON | GB 45 VE     | 1 | - | - | - | max. Bohrleistung 32 mm |
| HKS       | HKS 40       | 1 | - | - | - | max. Bohrleistung 40 mm |
| Donau     | Danuflex 135 | 1 | - | - | - | max. Bohrleistung 35 mm |

**SÄGEN**

|            |            | max. DM |           | max. Vkt. |   |  |
|------------|------------|---------|-----------|-----------|---|--|
| EISELE     | LMS 350 S  | 100     | 170 x 40  | -         | - | Aluminium                              |
| KALTENBACH | KKS 400 NA | 130     | 130       | -         | - |  |
| ORBITALUM  | GF 6       | 168     |           | -         | - | Rohrtrennmaschine                      |
| KALTENBACH | KKS 400 NA | 130     | 130       | -         | - |  |
| KALTENBACH | KB 370 NA  | 370     | 400 x 370 | -         | - | doppelsäulengeführte Hochleistungssäge |
| TRENNJÄGER | ST 251     | 70      | 70        | -         | - |  |

|                     |             |       |   |   |  |                       |
|---------------------|-------------|-------|---|---|--|-----------------------|
| Bearbeitungszentren | Bezeichnung | Menge |  |  |  | Steuerung - Bemerkung |
|---------------------|-------------|-------|---|---|--|-----------------------|

**SCHLEIFEN**

|                                 |                   |  |   |   |            |  |
|---------------------------------|-------------------|--|---|---|------------|--|
| Präzisions-Flachschleifmaschine | KENT KGS 510WM1   |  | - | - | 1020 x 510 |  |
| Präzisions-Flachschleifmaschine | KENT KGS 615-WMA2 |  | - | - | 1500 x 600 |  |

**STRAHLEN/TROVALIEREN**

|        |            |  |   |   |                  |                   |
|--------|------------|--|---|---|------------------|-------------------|
| MHG    | SMG 45 K-P |  | - | - | 1100 x 600 x 700 | Strahlanlage      |
| Rösler | R 180      |  | - | - | -                | Trovaliermaschine |

**SCHWEIßEN**

|             |               |  |   |   |   |   |
|-------------|---------------|--|---|---|---|---|
| ESS         | Pulsarc 350   |  | - | - | - | MIG - MAG 350 A                             |
| ESS         | MIG MAG 401MW |  | - | - | - | MIG - MAG 400 A                             |
| ESS         | Squarearc 231 |  | - | - | - | WIG AC/DC 240 A                             |
| ESS         | Squarearc 506 |  | - | - | - | WIG AC/DC 500 A                             |
| Oerlikon    | Gleichrichter |  | - | - | - | Elektrode Hand Schweißgerät 400 A           |
| Soyer       | BMK 850       |  | - | - | - | Bolzenschweißgerät 6mm                      |
| Hahn & Kolb | BE-TI         |  | - | - | - | Schweißstisch mit Absaugung 2000x1500 390Kg |